

PRO PLUMBERS WINTER SPECIALS

Prices good through March 19, 2025



UPS SHIPPING CHARGES ARE FREE*.....
On All Orders That Are Over \$143 Net Invoice
** SAVE TIME AND MONEY, CALL US TODAY **











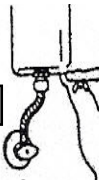

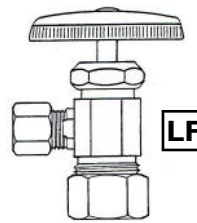


PROFESSIONAL QUALITY YOU EXPECT

ORDER TODAY: 800-327-8531

Order Desk 9am to 5pm

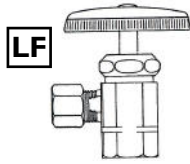
Email orders to info@dixieplumbingspecialties.com

THOUSANDS OF TOP QUALITY
PLUMBING PARTS
STOCKED IN OUR NATIONAL
DISTRIBUTION CENTER!

<p>WATER TEST GAUGE WITH INDICATOR</p>  <ul style="list-style-type: none"> * Steel Case with Large Shatterproof Face * 3/4" Brass Hose Connection <p>Part # 90-996.....14.98 ea</p>	<p>TEFLON TAPE</p>  <ul style="list-style-type: none"> * Packaged 6 per bag or 70 per box * Standard density (0.4) * Thickness - 3.5 MIL * Meets Mil Spec T-27730A <p>3/4" x 260" </p> <p>Part # 90-319..... .79¢ ea</p>	<p>TEFLON TAPE</p>  <ul style="list-style-type: none"> * Packaged 6 per bag or 100 per box * Standard density (0.4) * Thickness - 3.5 MIL * Meets Mil Spec T-27730A <p>1/2" x 260" </p> <p>Part # 90-317..... .29¢ ea</p> <p>1/2" x 520"</p> <p>Part # 90-318..... .39¢ ea</p>
<p> GENUINE NO-BUST BRAIDED STAINLESS STEEL SUPPLIES</p> <div style="display: flex;"> <div style="flex: 1;"> <p>Sink & Lavatory Connections</p>  <p>Sold individually or 10 per bag </p> <p>*3/8 od x 12" Part # 58-331.....2.48 ea</p> <p>*3/8 od x 20" Part # 58-333.....2.98 ea</p> <p>3/8 od x 30" Part # 58-334.....3.98 ea</p> </div> <div style="flex: 1;"> <p>Toilet Connections</p>  <p>Sold individually or 10 per bag </p> <p>*3/8 od x 12" Part # 58-339.....2.48 ea</p> <p>*3/8 od x 16" Part # 58-337.....2.98 ea</p> <p>3/8 od x 20" Part # 58-340.....2.98 ea</p> <p>1/2 od x 12" Part # 58-974.....3.68 ea</p> </div> </div>		<p>*** COMP X COMP *** *** MULTI-TURN *** *** ANGLE STOP ***</p>  <ul style="list-style-type: none"> * Solid Brass * Celcon Stem <p>Packed 10 per box </p> <p>5/8 OD X 3/8 OD </p> <p>Part # 58-008.....2.98 ea</p>

IPS X COMP MULTI-TURN ANGLE STOP

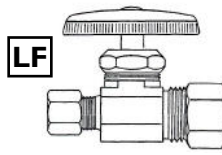
- * Solid Brass
- * Celcon Stem



3/8 IPS X 3/8 OD
Part # 58-022.....4.88 ea
1/2 FIP X 3/8 OD
Part # 58-021.....4.88 ea
1/2 FIP X 1/2 OD
Part # 58-027.....6.88 ea

COMP X COMP MULTI-TURN STRAIGHT STOP

- * Solid Brass
- * Celcon Stem



3/8 OD X 3/8 OD
Part # 58-030.....4.98 ea
5/8 OD X 3/8 OD
Part # 58-010.....4.98 ea
5/8 OD X 1/2 OD
Part # 58-016.....7.88 ea

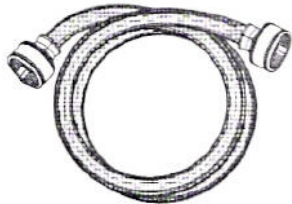
*** COMP X COMP *** *** MULTI-TURN *** *** ANGLE STOP ***

- * Solid Brass
- * Celcon Stem



5/8 OD X 3/8 OD
Part # 58-008.....2.98 ea
5/8 OD X 1/2 OD
Part # 58-007.....5.98 ea
5/8 OD X 1/4 OD
Part # 58-001.....5.98 ea

STAINLESS STEEL WASHING MACHINE HOSE



5' Stainless Steel Braided Washing Machine Hose
Part # 59-985.....7.98 ea

SPLIT-STYLE ESCUTCHEON

- * White plastic
- * Sure-grip style
- * Snaps over pipe for easy installation
- * Non-breakable
- * 100% rustproof
- * Packed 12 per box



Fits 1/2" CTS or 3/8" IPS
Part # 51-616..... .23¢ ea
Fits 3/4" CTS or 1/2" IPS
Part # 51-618..... .29¢ ea


- * Chrome-plated plastic
- * Sure-grip style
- * Snaps over pipe for easy installation
- * Non-breakable
- * 100% rustproof
- * Packed 12 per box



Fits 1/2" CTS or 3/8" IPS
Part # 51-602..... .69¢ ea
Fits 3/4" CTS or 1/2" IPS
Part # 51-604..... .79¢ ea

Black Swan® PLUMBERS GREASE

- * Makes hard turning faucets work smoothly.
- * Lubricates stems of faucets, valves, ball cocks, etc.
- * Waterproof.
- * Will not melt like ordinary grease.
- * For hot water or steam.



2 oz. can
Part # 95-001.....3.98 ea

Black Swan® PLUMBERS GREASE

- * Makes hard turning faucets work smoothly.
- * Lubricates stems of faucets, valves, ball cocks, etc.
- * Waterproof.
- * Will not melt like ordinary grease.
- * For hot water or steam.



1 oz. tube
Part # 95-003.....3.28 ea

Black Swan® SILICONE GREASE

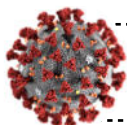
- * A 90% pure silicone product that contains no petroleum additives and offers heat resistance up to 450° F.
- * Non-staining.
- * Apply to rubber and synthetic o-rings.



1 oz. tube
Part # 95-014.....3.88 ea

DISPOSABLE NITRILE TEAR RESISTANT GLOVES

- * Reduces risk of infection
- * Reduces risk of allergies
- * Rolled cuff prevents dirt from entering the glove
- * Second-skin feel significantly reduces hand fatigue
- * Latex-free 100% nitrile
- * Professional grade
- * Powder free
- * Resists punctures and tears



This item is high demand due to the COVID-19 crisis.

X-Large
Part # 90-402.....22.39 per box



PLUMBSHOP® LEAD FREE SUPPLY STOPS

COMP X COMP-STRAIGHT 1/4 TURN BALL STOP

- * Forged brass body
- * 5/8" OD Comp x 3/8" OD Comp
- * Compatible with copper and PEX
- * 1/4 turn ball stop; easy on/off operation with a 90° turn of the handle
- * Chrome plated brass
- * Backed by Brasscraft



* Each stop individually packaged
* Sold only in bags of 5 or cases of 60

Part # 58-101

Bag of 5.....5.48 ea
Case of 60.....4.99 ea

COMP X COMP-ANGLE 1/4 TURN BALL STOP

- * Forged brass body
- * 5/8" OD Comp x 3/8" OD Comp
- * Compatible with copper and PEX
- * 1/4 turn ball stop; easy on/off operation with a 90° turn of the handle
- * Chrome plated brass
- * Backed by Brasscraft



* Each stop individually packaged
* Sold only in bags of 5 or cases of 60

Part # 58-100

Bag of 5.....5.48 ea
Case of 60.....4.99 ea

CRIMP PEX BARB X COMP-STRAIGHT 1/4 TURN BALL STOP

- * Forged brass body
- * 1/2" Nom Crimp Barb x 3/8" OD Comp
- * Compatible with PEX tubing
- * 1/4 turn ball stop; easy on/off operation with a 90° turn of the handle
- * Chrome plated brass
- * Backed by Brasscraft



* Each stop individually packaged
* Sold only in bags of 5 or cases of 60

Part # 58-121

Bag of 5.....4.99 ea
Case of 60.....4.79 ea

CRIMP PEX BARB X COMP-ANGLE 1/4 TURN BALL STOP

- * Forged brass body
- * 1/2" Nom Crimp Barb x 3/8" OD Comp
- * Compatible with PEX tubing
- * 1/4 turn ball stop; easy on/off operation with a 90° turn of the handle
- * Chrome plated brass
- * Backed by Brasscraft



* Each stop individually packaged
* Sold only in bags of 5 or cases of 60

Part # 58-120

Bag of 5.....4.99 ea
Case of 60.....4.79 ea

GENUINE NO-BUST BRAIDED STAINLESS STEEL SUPPLIES

Sink & Lavatory Connections

Sold individually or 10 per bag



LF

*3/8 od x 12"

Part # 58-331.....2.48 ea

*3/8 od x 20"

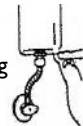
Part # 58-333.....2.98 ea

3/8 od x 30"

Part # 58-334.....3.98 ea

Toilet Connections

Sold individually or 10 per bag



*3/8 od x 12"

Part # 58-339.....2.48 ea

*3/8 od x 16"

Part # 58-337.....2.98 ea

3/8 od x 20"

Part # 58-340.....2.98 ea

1/2 od x 12"

Part # 58-974.....3.68 ea

STOP SUPPLY TUBE ADAPTOR

- * Chrome
- * Converts 1/2 OD Supply to Regular 3/8 OD Supply Tube



LF

Part # 58-006AD

Packed 1 per bag.....3.58 ea

Packed 10 per bag....3.28 ea

BRASS GAS VALVE

- * 1/2 PSIG and 5 G
- * 600 WOG
- * CSA & UL Approved



YELLOW GAS LINE TEFLON TAPE

- * Packaged 6 rolls per bag or 100 per box
- * Standard density (0.9)
- * Thickness - 4 MIL
- * Meets Mil Spec T-27730A
- * 1/2" x 260"



Per bag of 6

Part # 90-321..... .99¢ ea

Per box of 100

Part # 90-321..... .89¢ ea

Part Number	Description	Net Each	Qty. Per Box	Full Box Qty. Price
Part # 80-184.....	1/2" gas valve	4.98	12	3.98 each
Part # 80-185.....	3/4" gas valve	5.98	12	5.48 each
Part # 80-187.....	1" gas valve	8.98	10	8.68 each

LEAD FREE PEX BALL VALVE FULL PORT | FORGED BRASS | PEX BARB ENDS

- * Solid Brass Construction
- * ISO-9002
- * 600 WOG
- * Max 50 PSI@200°F
- * UPC & NSF-61 Compliant
- * AB195 & NSF-372 Compliant
- * Double O-Ring
- * Blow Out Proof Ster
- * Sizes 1/2" to 1"



Part Number	Description	Net Each	Qty. Per Box	Full Box Qty. Price
Part # 80-983.....	1/2" pex ball valve	5.38	15	4.98 each
Part # 80-984.....	3/4" pex ball valve	6.88	10	6.48 each
Part # 80-985.....	1" pex ball valve	10.48	8	9.98 each



LF



LEAD FREE CC SWEAT BALL VALVE FULL PORT | FORGED BRASS

- * Solid Brass Construction
- * ISO-9002
- * 600 WOG / 150 SWP
- * UPC & NSF-61 Compliant
- * AB195 & NSF-372 Compliant
- * Double O-Ring
- * Blow Out Proof Stem
- * Sizes 1/2" to 2"



Part Number	Description	Net Each	Qty. Per Box	Full Box Qty. Price
Part # 80-043.....	1/2" cc ball valve	7.98	15	7.48 each
Part # 80-044.....	3/4" cc ball valve	9.98	10	9.48 each
Part # 80-045.....	1" cc ball valve	25.98	8	23.98 each
Part # 80-046.....	1-1/4" cc ball valve ...	39.98	4	36.48 each
Part # 80-047.....	1-1/2" cc ball valve ...	54.88	2	49.88 each
Part # 80-060.....	2" cc ball valve	95.88	2	89.88 each



LEAD FREE PRESS BALL VALVE FULL PORT | FORGED BRASS

- * Solid Brass Construction
- * Press to Connect Ends
- * ISO-9002
- * 600 WOG
- * UPC & NSF-61 Compliant
- * AB195 & NSF-372 Compliant
- * Double O-Ring
- * Blow Out Proof Stem
- * Sizes 1/2" to 2"



Part Number	Description	Net Each	Qty. Per Box	Full Box Qty. Price
Part # 80-118.....	1/2" press ball valve ..	11.98	15	11.53 each
Part # 80-119.....	3/4" press ball valve ..	15.98	10	14.98 each
Part # 80-120.....	1" press ball valve	26.88	8	22.88 each
Part # 80-121.....	1-1/4" press ball valve	45.88	4	41.88 each
Part # 80-122.....	1-1/2" press ball valve	62.98	2	59.98 each
Part # 80-123.....	2" press ball valve	97.86	2	91.88 each



BRASS HOSE END CAP

3/4" FGH



Packaged 6 per bag

Part # 80-400.....2.48 ea

HOSE FILTER WASHER

- * Cloth inserted
- * With screen



Packaged 12 per bag

Part # 40-690..... .68¢ ea

SS HOSE WASHER

- * Special red rubber
- * Square cut
- * Professional quality



Packaged 12 per bag

Part # 33-194..... .39¢ ea

BOILER DRAIN

1/2" MIP

- * Heavy cast brass
- * Stuffing box
- * Graphite packing



LF



Packaged 12 per box

Part # 80-105.....4.98 ea

ANGLE SILLCOCK FIP

1/2" FIP

- * Heavy cast brass
- * Stuffing box
- * Graphite packing



LF




Packaged 6 per box

Part # 80-106.....5.98 ea



ANTI-SYPHON FROST-FREE SILLCOCK

Heavy Duty Professional Grade



Length

LF

- * 3/4" Hose Outlet
- * Heavy Pattern Bronze
- * Exclusive O-Ring Bonnet and Stem Design

- * Satin/Nickel Plated Finish
- * Available in 4, 6, 8, 10, 12 and 14 Inch Lengths
- * Length Based on Thickness of Wall

PACKAGED 1 PER BOX, 24 PER CASE

1/2" PEX



Length

Part # 80-827.....	1/2" PEX x 4".....	15.98 ea
Part # 80-828.....	1/2" PEX x 6".....	15.98 ea
Part # 80-829.....	1/2" PEX x 8".....	16.68 ea
Part # 80-830.....	1/2" PEX x 10".....	16.98 ea
Part # 80-831.....	1/2" PEX x 12".....	17.48 ea
Part # 80-832.....	1/2" PEX x 14".....	17.98 ea

DUAL 1/2" SWEAT or 1/2" MIP



Length

Part # 80-821.....	1/2" SWEAT or 1/2" MIP x 4".....	15.48 ea
Part # 80-822.....	1/2" SWEAT or 1/2" MIP x 6".....	15.98 ea
Part # 80-823.....	1/2" SWEAT or 1/2" MIP x 8".....	15.48 ea
Part # 80-824.....	1/2" SWEAT or 1/2" MIP x 10".....	15.68 ea
Part # 80-825.....	1/2" SWEAT or 1/2" MIP x 12".....	15.98 ea
Part # 80-826.....	1/2" SWEAT or 1/2" MIP x 14".....	16.49 ea



ANGLE SILLCOCK SWEAT

1/2" CC or 3/4" C

- * Heavy cast brass
- * Stuffing box
- * Graphite packing



LF



Packaged 6 per box

Part # 80-107.....7.98 ea



VACUUM BREAKER

3/4"

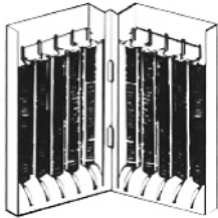
- * Heavy cast brass
- * Stuffing box
- * Graphite packing



Packaged 1 per box, 12 per case

Part # 80-600.....4.33 ea

**MULTI-COLORED
BUNA-N (NITRILE)
BIBB WASHER
ASSORTMENT CHEST**



- * Colors save time and money searching for needed size
- * Chest is a sturdy, tool box like unit, with 8 sizes
- * Chest measures 6 1/2" h x 3 1/2" w x 2" d
- * Heavy Duty snap lock clasp on chest
- * Contains 8 assorted sizes from 00 through 1/2L trade sizes

Super Seal Flat Washer (370 pieces)
Part # 45-475.....35.98 ea

Bevel Washer Kit (170 pieces)
Part # 45-489.....35.98 ea

TINY TIM HACKSAW



Cuts wood, plaster, steel, brass, etc.
Vinyl Grip Handle
1/4" x 32 T blade
Part # 90-047.....6.98 ea
Tiny Tim Blade Refill
Pack of 10 blades
Part # 90-048.....6.98 ea

PRO SLIP JAW PLIERS



- * Professional Quality
- * Special Cushion Grips
- * Chrome Finish
- * Drop Forged Steel
- * 2-1/8" Capacity
- * 10" Long

Part # 90-023.....9.77 ea

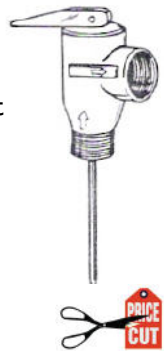
SPECIAL 3/4" T & P



- * For New Style Thick Jacket Water Heaters
- * Long Neck Style
- * Temperature Relief at 210° F
- * Standard Pressure Relief Set at 150 psi

Part # 80-099.....16.88 ea

3/4" T & P RELIEF VALVE



- * Temperature Relief at 210° F
- * 3/4" Inlet and Outlet
- * Standard Pressure Relief Set at 150 psi

Part # 80-001.....15.88 ea

DROP EAR 90°

Copper
To Female
Iron Pipe



DROP EAR 90°

Packed 5 per bag

1/2" C x 1/2" FIP
Part # 60-143.....3.98 ea

**3/4" CC ELL
WITH DRAIN CAP**




Packed 5 per bag

Part # 60-749.....5.98 ea

CAST TEE

Copper
To Copper
To Female
Iron Pipe



Packed 5 per bag

3/4" C x 3/4" C x 3/4" F
Part # 60-342.....7.98 ea



**200-PIECE ASSORTED
FLAT FAUCET BIBB WASHER KIT**

- * Contains all the popular sizes of flat washers
- * 8 sizes of bibb washers color coded for easy identification
- * Comes in reusable divided storage container labeled with sizes
- * Contains trade sizes:

▪ 00 (25 pcs)	▪ 1/4 (30 pcs)	▪ 3/8 (30 pcs)	▪ 3/8M (15 pcs)
▪ 0 (40 pcs)	▪ 1/4L (30 pcs)	▪ 3/8L (15 pcs)	▪ 1/2 (15 pcs)

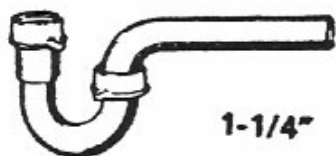
Part # 40-014
1-3.....19.48 ea
4+.....17.98 ea

COPPER FITTINGS

*** SOLD IN BAG LOTS ONLY ***

<p>90° ELBOW</p> <p>* Copper to Copper</p>  <p><small>LOW-LEAD</small></p> <p>Packed 25 per bag</p> <p>1/2" Part # 60-101..... .89¢ ea</p> <p>3/4" Part # 60-102..... 1.19 ea</p>	<p>COUPLING W/STOP</p> <p>* With Stop * Copper to Copper</p>  <p><small>LOW-LEAD</small></p> <p>Packed 25 per bag</p> <p>1/2"  Part # 60-252..... .24¢ ea</p> <p>3/4" Part # 60-253..... .68¢ ea</p>	<p>TEES</p> <p>* Copper * Copper * Copper</p>  <p><small>LOW-LEAD</small></p> <p>1/2" (Packed 25 per bag) Part # 60-301..... .98¢ ea</p> <p>3/4" (Packed 10 per bag) Part # 60-304..... 1.98 ea</p>
<p>45° ELBOW</p> <p>* Copper to Copper</p>  <p><small>LOW-LEAD</small></p> <p>Packed 25 per bag</p> <p>1/2" Part # 60-112..... .98¢ ea</p> <p>3/4" Part # 60-113..... 1.49 ea</p>	<p>90° ST. ELL</p> <p>* Copper to Fitting</p>  <p><small>LOW-LEAD</small></p> <p>Packed 25 per bag</p> <p>1/2" Part # 60-131..... .98¢ ea</p> <p>3/4" Part # 60-132..... 1.59 ea</p>	<p>CAPS</p> <p>* For Tube End</p>  <p><small>LOW-LEAD</small></p> <p>Packed 25 per bag</p> <p>1/2" Part # 60-216..... .29¢ ea</p> <p>3/4" Part # 60-217..... .59¢ ea</p>
<p>MALE ADAPTOR</p> <p>* Copper to Male Iron Pipe</p>  <p><small>LOW-LEAD</small></p> <p>Packed 25 per bag</p> <p>1/2" Part # 60-181..... .99¢ ea</p> <p>3/4" Part # 60-182..... 1.98 ea</p>	<p>FEMALE ADAPTOR</p> <p>* Copper to Female</p>  <p><small>LOW-LEAD</small></p> <p>Packed 25 per bag</p> <p>1/2" Part # 60-201..... 2.03 ea</p> <p>3/4" Part # 60-202..... 2.38 ea</p>	<p>REPAIR COUPLING LESS STOP</p>  <p><small>LOW-LEAD</small></p> <p>Packed 25 per bag</p> <p>1/2" Part # 60-270..... .59¢ ea</p> <p>3/4" Part # 60-271..... 1.08 ea</p>
<p>COPPER FITTING CLEANING BRUSHES</p> <p>3/8" to 1" packed 12 per box 1-1/4" to 2" packed 6 per box</p>  <p>Part # 90-100..... 3/8"..... 1.89 ea Part # 90-101..... 1/2"..... 1.95 ea Part # 90-102..... 3/4"..... 1.99 ea Part # 90-103..... 1"..... 2.78 ea Part # 90-104..... 1-1/4"..... 2.98 ea Part # 90-105..... 1-1/2"..... 3.18 ea Part # 90-106..... 2"..... 3.29 ea</p> <ul style="list-style-type: none"> * Heavy-Duty Pro Fitting Brushes * Carbon Crimped Steel Bristles for Long Life and Superior Performance * Easy Grip Handle 		<p>WATERPROOF OPEN MESH SAND CLOTH</p> <ul style="list-style-type: none"> * 1-1/2" x 5 yd. * Open Mesh Pro Grit * Nylon Fabric * For Brass, Copper and Aluminum Fittings  <p></p> <p>Part # 95-104..... 4.88 roll</p>

1-1/4" PVC TRUE SIZE P-TRAP



Packed 1 per each & 25 per case lot
Part # 51-185.....1.98 ea

DELUXE CHROME PLATE BRASS BASKET STRAINER


- * 4-1/2" Stick Post Basket
- * Heavy Gauge Brass



Packed 1 per box & 24 per case lot
Part # 50-004.....13.88 ea

CHROME FINISH BASKET STRAINER WITH DOUBLE CUP

- * 4-1/2" Special Grade
- * Quick Fitting Double Cup
- * Long Shank to Fit All Sinks



Packed 1 per box & 50 per case lot
Part # 50-002.....7.87 ea

1-1/4" DOUBLE S J PVC EXTENSION



Packed 1 per each & 25 per case lot
Part # 51-187.....3.98 ea

STAINLESS STEEL BASKET STRAINER


- * 4-1/2" All Stainless Steel
- * Stick Post Basket
- * Heavy Gauge Rolled Crumb Cup



Packed 1 per box & 50 per case lot
Part # 50-003.....5.47 ea

STAINLESS STEEL BASKET STRAINER WITH DOUBLE CUP

- * 4-1/2" Standard Grade
- * Quick Fitting Double Cup
- * Shorter Shank



Packed 1 per box & 50 per case lot
Part # 50-001.....6.87 ea

1-1/2" PVC X 16" DOUBLE FLANGE TAIL PIECE



Packed 1 per each & 25 per case lot
Part # 51-032.....2.58 ea
25+.....2.38 ea

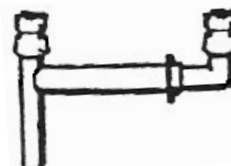
1-1/2" PVC X 16" DOUBLE SLIP EXTENSION



Packed 1 per each & 25 per case lot
Part # 51-042.....2.98 ea
25+.....2.78 ea

1-1/2" PVC UNIVERSAL END OUTLET WITH DELUXE SS WING NUTS

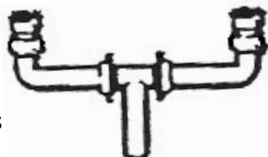
- * Baffle in Tee
- * Telescopic Connection
- * Adjustable 12" to 16"



Packed 1 per bag & 25 per case lot
Part # 51-013.....4.98 ea
25+.....4.68 ea


1-1/2" PVC UNIVERSAL CENTER OUTLET WASTE WITH DELUXE SS WING NUTS

- * Baffle Tee
- * Adjustable Connections



Packed 1 per bag & 25 per case lot
Part # 51-016.....5.48 ea
25+.....4.98 ea

1-1/2" PVC END OUTLET DISPOSAL WASTE



Packed 1 per bag & 25 per case lot
Part # 51-009.....4.98 ea
25+.....4.68 ea


1-1/2" PVC MASTER P-TRAPS WITH DELUXE SS WING NUTS

- * With Fully Reversible J-Bend



Packed 1 per bag & 50 per case lot
Part # 51-002
Qty. 1-49.....1.98 ea
50+.....1.78 ea

ECONOMY SHOWER HEADS




- * Non-Corrosive
- * Chrome Plated ABS
- * Fully Adjustable

Part # 40-900

1-1/4".....1.98 ea
1/2".....1.78 ea

SOLID BRASS SHOWER HEADS



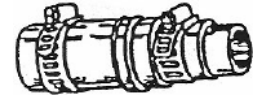
1-3/4" Chrome Adjustable

Part # 40-901.....14.98 ea

2-1/4" Chrome Adjustable

Part # 40-902.....16.98 ea

DISHWASHER DISPOSAL ADAPTOR



- * 2 High Quality Stainless Steel
- * Work Gear Clamps
- * Fits 1/2" through 1" Copper
- * Super Seal Quality Rubber
- * Packed in Bags of 12, 24, or 48

Part # 50-021.....2.48 ea

1/2".....1.98 ea

CHROME PLATED BRASS SHOWER ARMS



- * 1/2" Male Threads

1/2" x 6"

Part # 50-641.....4.98 ea


1/2" x 8"

Part # 50-642.....6.98 ea

1/2" x 10"

Part # 50-643.....10.38 ea

POP-UP ASSEMBLY



- * Heavy Duty Chrome Brass Pop-Up Assembly

Packed 1 per box

Part # 40-622.....12.98 ea

GENUINE FERNCO FLEX DRAIN CONNECTORS



Straight Size 1/2" & 1/4"

Part # 50-650.....3.98 ea

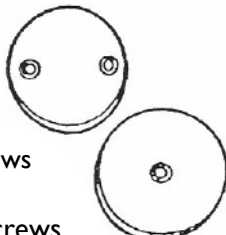
Reducing Type 1/2" x 1/2" or 1/4"

Part # 50-601.....4.98 ea

2" x 1/2" & 1/4"

Part # 50-602.....5.98 ea

TUB OVERFLOW PLATES



- * Heavy Duty Chrome Plating
- * Packed with Screws

Two-Hole with Screws

Part # 70-043.....4.98 ea

One-hole with Screw

Part # 70-050.....4.48 ea

BRASS WASHERLESS FAUCET



- * Accepts Delta Repair Parts
- * Chrome Metal with Brass Waterways
- * Less Pop-up



Packed 1 per box

Part # 51-305.....46.88 ea

BRASS THREADED TUBE



- * Chrome Finish

1 1/4" x 12" TBE

Part # 50-245.....8.98 ea

1 1/2" x 12" TBE

Part # 50-249.....11.98 ea

TUB TRIP LEVER WITH SPRING



- * Heavy Duty Chrome Plating
- * Coil Type Spring
- * Packed with 2 Screws

Part # 70-040.....5.48 ea

DRAIN WITH GRID



- * Cast Brass Polished Chrome Plated Grid
- * Captive Grid
- * 1 1/4" Diameter
- * 17 Gauge Tailpiece

Part # 40-622G.....9.98 ea

SPRING-FLO SLOTTED AERATORS

- * 2.2 GPM
- * Chrome Plated Brass
- * Large Slotted Dual Thread
- * Made in U.S.A.
- * Packed in Tubes of 6



Part # 40-182.....4.48 ea

FREE FLO 6" FORCE CUP

- * Preferred for all types of sinks, bowls & drains
- * 21" handle



Part # 33-287

1-5.....7.48 ea
6+.....6.98 ea

7" SLIP-ON CHROME DIVERTER TUB SPOUT

- * For Use with 1/2" Copper Pipe
- * 7" Extended Spout Length
- * Zinc Body with Chrome Finish
- * Slip-on Spout with Set Screw
- * Diverter on Nose
- * Includes Hex Wrench



Part # 70-019.....12.98 ea

7" SLIP-ON CHROME TUB SPOUT

- * For Use with 1/2" Copper Pipe
- * 7" Extended Spout Length
- * Chrome-Plated Zinc Body
- * Slip-on with Set Screw



Part # 70-037.....10.98 ea

FREE UPS SHIPPING ON ALL ORDERS



THAT INCLUDE AT LEAST 36

#33-462

SUPER SEAL ROYAL BLUE FLAPPERS!

Max Says:



100% SATISFACTION GUARANTEED OR YOUR MONEY BACK!

SLIP-ON CHROME DIVERTER TUB SPOUT

- * For Use with 1/2" Copper Pipe
- * 5-3/8" Spout Length
- * Zinc Body with Chrome Finish
- * Slip-on Spout with Set Screw
- * Diverter on Nose
- * Includes Hex Wrench



Part # 70-031.....8.88 ea

SLIP-ON CHROME TUB SPOUT

- * For Use with 1/2" Copper Pipe
- * 5-1/8" Spout Length
- * Zinc Body with Chrome Finish
- * Includes Hex Wrench



Part # 70-034.....6.88 ea

SOLID BRASS CHROME DIVERTER TUB SPOUT

- * Diverter on Body
- * 3/4" IPS Inlet
- * With 3/4" to 1/2" IPS Reducing Face Bushing
- * 5-1/4" Spout Length
- * Brass Body with Chrome Finish



Part # 70-004.....19.98 ea

7" CHROME DIVERTER TUB SPOUT

- * 1/2" IPS Inlet
- * Diverter on Nose
- * 7" Extended Spout Length
- * Zinc Body with Chrome Finish



Part # 70-008.....14.98 ea

7" CHROME TUB SPOUT

- * 1/2" IPS Inlet
- * 7" Extended Spout Length
- * Chrome



Part # 70-007.....11.48 ea

CHROME DIVERTER TUB SPOUT

- * Diverter on Body
- * 3/4" IPS Inlet
- * With 3/4" to 1/2" IPS Reducing Face Bushing
- * 5-1/4" Spout Length
- * Zinc Body with Chrome Finish



Part # 70-013.....9.48 ea

CHROME DIVERTER TUB SPOUT

- * 1/2" IPS Inlet
- * Diverter on Nose
- * 5-3/8" Spout Length
- * Zinc Body with Chrome Finish



Part # 70-013NE.....6.98 ea

CHROME TUB SPOUT

- * 1/2" IPS Inlet
- * 5-1/8" Spout Length
- * Zinc Body with Chrome Finish



Part # 70-010.....4.88 ea

GENUINE MOEN CARTRIDGES



MOEN® 2-HANDLE CARTRIDGE



* Fits All Moen 2-Handle Faucets

Part # MPI224

1-6.....12.99 ea
7+.....12.48 ea

MOEN® POSI-TEMP® CARTRIDGE



* Fits All Posi-Temp® Single-Handle Tub/Shower Valves

Part # MPI222

1-6.....49.88 ea
7+.....47.88 ea



MOEN® MAGNUM CARTRIDGE



* Fits All Moen Single-Handle Faucets

Part # MPI225

1-6.....21.88 ea
7+.....20.88 ea

for MOEN



Lav; Short Broach

Part # 45-001.....6.98 ea

for MOEN
POSI-TEMP®
RETAINER CLIP

* For Posi-Temp® Cartridges



Part # 40-726

1-5.....2.98 ea
6+.....2.48 ea

for MOEN
RETAINER CLIP

* For 1200 & 1225 Single-Handle Cartridges



Part # 40-725

1-5.....2.88 ea
6+.....2.48 ea

for MOEN



Tub/Shower; Long Broach

Part # 45-002.....6.98 ea

for MOEN



Post-Temp®; Tub/Shower

Part # 45-199.....6.98 ea

for MOEN
STEM & CARTRIDGE
WRENCH

* Removes Moen Stems and Cartridges
* Works on Plastic and Brass Faucet and Shower Valves

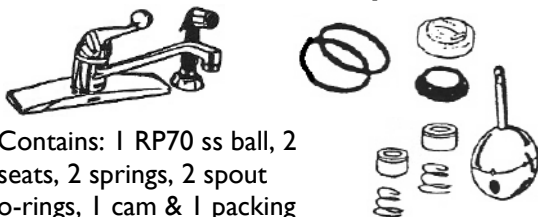


Part # 90-020.....16.98 ea

NEED ? GIVE US A CALL!

GENUINE DELTA FAUCET PARTS REPAIR KITS

Genuine 9-Piece Delta Single-Lever Kitchen Faucet Repair Kit

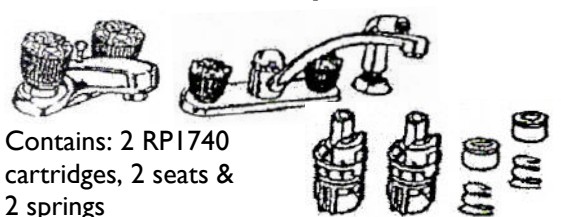


Contains: 1 RP70 ss ball, 2 seats, 2 springs, 2 spout o-rings, 1 cam & 1 packing

Part # 40-980.....15.98 ea



Genuine 6-Piece Delta 2-Handle Faucet Repair Kit



Contains: 2 RP1740 cartridges, 2 seats & 2 springs

Part # 40-987.....15.98 ea



CRYSTAL HANDLE FAUCETS

Kit includes:

- * 2 Seats
- * 2 Springs
- * 1 RP212 SS Ball
- * 1 Cam/Packing



Part # 40-981.....16.88 ea



- * For Use with Single Handle Diamond Seal Technology Faucets
- * Diamond Ceramic Cartridge



Part # RP50587.....40.59 ea



- * Dual Function Volume and Pressure Balance Temperature Control



For MultiChoice 17 Series or 18 Series (Trim After March 2006)

Part # RP46463.....81.62 ea



SEATS & SPRINGS KIT

Kit includes:

- * 2 Seats
- * 2 Springs



Part # RP4993.....4.98 ea



SCALD GUARD STEM UNIT



For 1600 Series Tub/Shower

Part # RP1991....29.88 ea



For Old Monitor 1700 Series Tub/Shower

Part # RP32104.....81.12 ea

DIVERTER ASSEMBLY FOR DELTA FAUCETS



Push Button Diverter Assembly IH/TS

Part # RP5649....27.27 ea

SHORT SPRING FOR DELTA FAUCETS



Packed in bags of 24 or 100 seats per zip bag

Part # 40-157..... .84¢ ea



For MultiChoice 13/14 Series Tub/Shower

Part # RP46074.....62.34 ea



BRASS STEM



Delta Stem Assembly with Stop

Part # RP25513.....23.67 ea



FAUCET SEAT



Packed in bags of 24, 48, or 100 seats per zip bag

(RP1806)

Part # 40-156..... .89¢ ea



PRESSURE BALANCE CARTRIDGE



Part # RP19804.....65.49 ea



GENUINE PARTS

CAP ASSEMBLY WITH ADJUSTING RING



Part # RP50.....17.78 ea



GENUINE PARTS

SS KNOB HANDLE BALL ASSEMBLY

- * Use with Single Knob Handle Faucets
- * Excludes I300-1800 Series Tub and Showers



Part # RP212.....14.28 ea



GENUINE PARTS

SS LEVER HANDLE BALL ASSEMBLY

- * Use with Single Lever Handle Faucets
- * Excludes I300-1800 Series Tub and Showers



Part # RP70.....12.48 ea



GENUINE PARTS

CHROME LEVER HANDLE

* 5-1/4" H



For Kitchen Faucet

Part # RP2393....18.98 ea



GENUINE PARTS

VICTORIAN™ CERAMIC CARTRIDGE



2-Handle Ceramic Stem Cartridge

Part # RP47422.....29.22



GENUINE PARTS

CHROME DIVERTER SPOUT



* With 1/2" OR 3/4" FIP in Rear

Part # RP17453....28.88 ea



GENUINE PARTS

CHROME LEVER HANDLE

* 3-5/8" H



For Short Style Lavatory and Tub/Shower Faucet

Part # RP90.....18.98 ea

PEERLESS & DELTA DIVERTER



For 2-Handle Kitchen Faucet

Part # RP41702.....17.98 ea



GENUINE PARTS

DIVERTER ASSEMBLY



Part # RP63136

1-6.....8.49 ea

7+.....7.93 ea

Looking for GENUINE



Parts?

Send us your list!

PEERLESS & DELTA PRESSURE BALANCE CARTRIDGE



Part # RP70538.....39.98 ea



GENUINE PARTS

2-HANDLE FAUCET CARTRIDGE



Part # RP1740

1-11.....7.69 ea

12+.....7.49 ea



GENUINE PARTS

EURO-MOTION DIAMOND™ VALVE

- * Use with Addison™, Cassidy™, & Trinsic® Single Handle DST Kitchen Faucets & Addison™ DST Deck Mount Bathroom Sink Faucets
- * Diamond Embedded 32 mm Ceramic Cartridge



Part # RP60114.....38.59 ea



GENUINE PARTS

EURO-MOTION DIAMOND™ VALVE (SHORT STEM)

- * Use with Addison™, Cassidy™, & Trinsic® Single Handle DST Kitchen Faucets & Addison™ DST Deck Mount Bathroom Sink Faucets
- * Diamond Embedded 32 mm Ceramic Cartridge



Part # RP73000.....45.67 ea



GENUINE PARTS

ARA® STEM & VALVE

- * Use with Ara® Single Handle Bathroom Sink Faucets
- * Euro-Motion 28 mm Ceramic Valve



Part # RP90056.....63.25 ea



GENUINE PARTS

2-HANDLE DIAMOND™ VALVE

- * Use with 2-Handle DST Faucets
- * Diamond Embedded Ceramic Cartridge



Part # RP60400.....25.39 ea



GENUINE PARTS

SINGLE HANDLE VALVE

- * Ceramic Cartridge
- * Use with Grail™ Pull-Down Kitchen Faucets



Part # RP34324.....25.49 ea



GENUINE PARTS

MULTICHOICE® UNIVERSAL CARTRIDGE ASSEMBLY

- * TempAssure® Dual Function Thermostatic Cartridge
- * Use with MultiChoice® 17T Series Trim Produced After March 2006
- * Allows for Separate Volume and Temperature Control



Part # RP47201..298.48 ea



GENUINE PARTS

3-SETTING DIVERTER CARTRIDGE

- * 2 Individual Positions; 1 Shared Position
- * Use with Both Integrated and Individual Diverter Trims



Part # RP51918...121.91 ea



GENUINE PARTS

6-SETTING DIVERTER CARTRIDGE ASSEMBLY

- * 3 Individual Positions; 3 Shared Positions
- * Use with Both Integrated and Individual Diverter Trims



Part # RP51919...121.91 ea



GENUINE PARTS

2-SETTING NON-SHARED DIVERTER CARTRIDGE ASSEMBLY

- * 3 Individual Positions; 3 Shared Positions
- * Use with Both Integrated and Individual Diverter Trims



Part # RP71717.....81.46 ea



GENUINE PARTS

3 & 6-SETTING DIVERTER BONNET NUT

- * Includes Hexagonal Wrench Flats
- * Provides Improved Access to Remove Bonnet from Valve Once Installed



Part # RP64851.....18.85 ea



GENUINE PARTS

STEM EXTENDER— ROMAN TUB



For Tub and Shower

Part # RP18627.....5.30 ea



GENUINE PARTS

DIVERTER ASSEMBLY

- * For Use with Applicable Delta Kitchen Faucets
- * Made of Durable Plastic
- * Diverts Water from Spout to Side Spray
- * Includes Self-Lubricating O-Ring for a Secure Fit
- * Genuine Delta Repair Part



Part # RP17730.....9.65 ea

**for DELTA
3-HANDLE CHROME
TRIM SHOWER/TUB
REBUILD KIT**



Part # 45-094.....58.85 ea

**for DELTA
CHROME TRIM
SHOWER/TUB
REBUILD KIT**



With P-Button Diverter Hole

Part # 45-091.....49.86 ea

**for DELTA
SHOWER/TUB
REBUILD KIT**



Part # 45-092.....49.86 ea



**CLEAR ROMAN TUB
HANDLE**



Less Index Button

Part # RP5218....20.12 ea



**HOT AND COLD
INDEX BUTTONS**



Fits RP5218

Part # RP19659....5.99 ea

**for DELTA
SHOWER/TUB
REBUILD KIT**



Includes Chrome Lever and
Acrylic Handle

Part # 45-093.....66.88 ea



**CLEAR TUB/SHOWER
HANDLE**



For Use with RP212 Ball

Part # RP2391....17.98 ea



**METAL LEVER
TUB/SHOWER HANDLE**



Part # H79.....24.95 ea



**CLEAR KITCHEN AND
LAVATORY FAUCET
HANDLE SET**



Part # H21.....15.32 ea



**CLEAR TUB/SHOWER
HANDLE**



For Use with RP1991 Scald Guard
Shower Valve

Part # RP2392....17.62 ea



**KNOB OR LEVER
HANDLE REPAIR KIT**



For Use with Delta Single or
2-Handle Faucets

Part # RP3614....14.98 ea

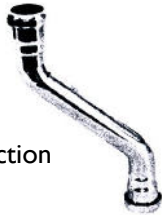


WRENCH



Part # RP1974.....1.98 ea

**BRASS
DOUBLE OFFSET**



- * Chrome Finish
- * Slip Joint Connection

1-1/4"
Part # 50-252..... 18.88 ea
1-1/2"
Part # 50-253..... 19.88 ea

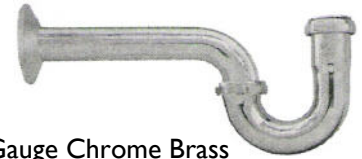
**BRASS DOUBLE END
EXTENSION**



- * Chrome Finish
- * Slip Joint Connection

1-1/4"
Part # 50-270..... 15.88 ea
1-1/2"
Part # 50-271..... 17.88 ea

BRASS P-TRAP



- * 17 Gauge Chrome Brass
- * P-Trap with Brass Nuts

Packed 1 per box
1-1/4"
Pt # 50-201BN..... 15.88 ea
1-1/2"
Pt # 50-203BN..... 16.98 ea

TUB TRIM KITS

- * Use to Convert or Replace Existing Bathtub Drain Trim with New and Maintenance-Free Lift & Turn Unit
- * FITS 95% OF THE TUB WASTES MADE
- * Fits 1-1/2" & 1-3/8"
- * Packed 1 per Box



Kit Includes: 2 screws, face plate and special drain bushing.



Part # 50-446 Chrome Finish.....**15.98 ea**
Part # 50-449 Polished Brass.....**33.98 ea**
Part # 50-450 Brushed Nickel.....**39.88 ea**
Part # 50-441 Oil Rubbed Bronze**58.71 ea**

**SOLID BRASS CHROME
SLIP JOINT NUTS**

- * High Luster Chrome
- * Deep Cut Threads



Packed 12 per bag
1-1/4"
Part # 50-336..... 2.28 ea
1-1/2"
Part # 50-337..... 2.48 ea

HI GRADE RUBBER SLIP JOINT WASHERS

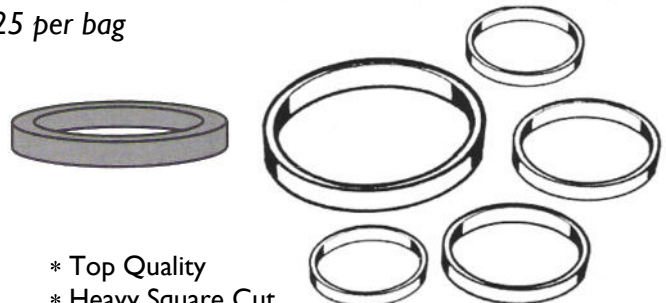


Packed 25 per bag

Part # 50-046..... 1-1/4"19¢ ea
Part # 50-047..... 1-1/2"22¢ ea

Also available in

Part # 50-049.. 1-1/2" x 1-1/4"..... .34¢ ea
Part # 50-048..... 2"39¢ ea



- * Top Quality
- * Heavy Square Cut
- * The Finest You Can Buy

**"THE ORIGINAL" SUPER SEAL DRIP FREE
BEVELED SLIP JOINT WASHERS
SPECIAL SOFT POLY THERMAL COMPOUND**



Packed 25 per bag

1-1/4" SS Washer
Part # 50-070..... .27¢ ea
1-1/4" x 1-1/2" SS Washer
Part # 50-073..... .29¢ ea
1-1/2" SS Washer
Part # 50-071..... .29¢ ea

When you use "Super Seal" soft slip joint washers, you can leave your pliers in the truck. Hand tight will do just fine! Improved vibration damping. Improved resistance to oil, chemicals and water. Will not dry out, crack or rot.

**SUPER SEAL DRIP FREE
TAILPIECE WASHER**

- * Special Soft Blue Poly Thermal Compound
- * Slip-Not Neck
- * Fits Inside Tailpiece

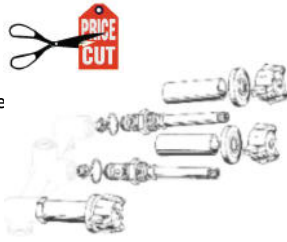


Packed 25 per bag
1-1/2" SS Tailpiece
Part # 50-072..... .34¢ ea

ELJER TUB TRIM KIT

Kit Includes:

- * 2 Hot/Cold Handles
- * 1 Diverter Handle
- * 2 Hot/Cold Stem Assemblies
- * 1 Diverter Stem Assembly
- * 3 Seats
- * 3 Escutcheons




Packed 1 per box

With Chrome Finish Handles & Esch
Part # 45-049.....39.98 ea

AMERICAN STANDARD VALVE TRIM & REBUILD KIT

Kit Includes:

- * 3 Metal Handle Assemblies
- * 2 Hot/Cold Stems
- * 1 Diverter Stem
- * 3 Nipples
- * 3 Seats
- * 3 Escutcheons



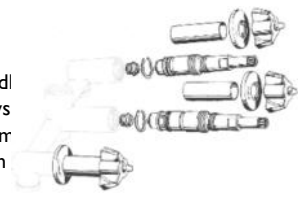
Packed 1 per box

With Chrome Finish Handles & Esch
Part # 45-061.....59.88 ea

AMERICAN STANDARD TUB TRIM KIT

Kit Includes:

- * 1 Hot Handle
- * 1 Cold Handle
- * 1 Diverter Handle
- * 3 Handle Screws
- * 2 Hot/Cold Stem
- * 1 Diverter Stem
- * 3 Sleeves
- * 2 Seats
- * 3 Escutcheons

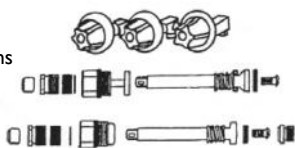


Part # 45-060.....51.98 ea

SPEAKMAN VALVE TRIM & REBUILD KIT

Kit Includes:

- * 3 Metal Handle Assemblies
- * 2 Hot/Cold Stems
- * 1 Diverter Stem
- * 3 Nipples
- * 3 Seats
- * 3 Escutcheons



Packed 1 per box

With Chrome Finish Handles & Esch
Part # 45-121.....79.88 ea

KOHLER TREND TUB TRIM KIT

Kit Includes:

- * 2 Hot /Cold Handles
- * 1 Diverter Handle
- * 2 Hot/Cold Stem Assemblies
- * 1 Diverter Stem Assembly
- * 3 Seats
- * 3 Escutcheons



Packed 1 per box

With Chrome Finish Handles & Esch
Part # 45-047.....57.88 ea

PRICE PFISTER TUB TRIM KITS

Kit Includes:

- * 3 Handle Assemblies
- * 2 Hot/Cold Stems
- * 1 Diverter Stem
- * 3 Nipples
- * 3 Seats
- * 3 Escutcheons



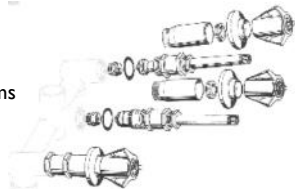
Packed 1 per box

With Clear Acrylic Handles & Chrome Esch
Part # 45-055.....46.88 ea

SAYCO TUB TRIM KIT

Kit Includes:

- * 3 Metal Handle Assemblies
- * 2 Hot/Cold Stems
- * 1 Diverter Stem
- * 3 Seats
- * 3 Escutcheons w/Sleeves



Packed 1 per box

With Chrome Finish Handles & Esch
Part # 45-053.....36.88 ea

GERBER TUB TRIM KIT

Kit Includes:

- * 3 Metal Handle Assemblies
- * 2 Hot/Cold Stems
- * 1 Diverter Stem
- * 3 Nipples
- * 3 Seats
- * 3 Escutcheons



Packed 1 per box

With Chrome Finish Handles & Esch
Part # 45-050.....39.98 ea

PRICE PFISTER TUB TRIM KITS

Kit Includes:

- * 3 Metal Handle Assemblies
- * 2 Hot/Cold Stems
- * 1 Diverter Stem
- * 3 Nipples
- * 3 Seats
- * 3 Escutcheons



Packed 1 per box

With Chrome Finish Handles & Esch
Part # 45-069.....32.88 ea

SMALL FEMALE AERATOR



- * 2.2 GPM
- * Chrome
- * Non-Slotted Full Flow Aerator

LF

Packed 1 per bag

Part # 40-313.....3.46 ea

SMALL MALE AERATOR



- * 2.2 GPM
- * Chrome
- * Non-Slotted Full Flow Aerator

LF

Packed 1 per bag

Part # 40-312.....3.18 ea

LARGE DUAL THREAD AERATORS



- * 2.2 GPM
- * Chrome
- * Non-Slotted Full Flow Aerator
- * Fits 98% of All Faucets

LF

Packed 6 per tube

Part # 40-311.....1.39 ea

for AMERICAN STANDARD

* Specify Hot
OR Cold



AQUA SEAL
Part # 0131.....5.98 ea

AMERICAN STANDARD CERAMIX CARTRIDGE

* Cream Colored



023529-0070A
Part # 40-165.....29.48 ea


AMERICAN STANDARD CARTRIDGE



028610-0070A
Part # 40-166.....18.18 ea

for AMERICAN STANDARD

* Specify Hot
OR Cold



NU-SEAL
Part # 0121.....5.98 ea

KOHLER CARTRIDGE



Hot KL77005
Part # 47-019.....16.88 ea
Cold KL77006
Part # 47-018.....16.88 ea

KOHLER CAP AND BALANCE PRESSURE UNIT



KL76851
Part # 47-002.....88.96 ea

for KOHLER VALVET

* Specify Hot
OR Cold



Part # 0598.....7.98 ea

PFISTER TUB/SHOWER CERAMIC CARTRIDGE



Part # 46-010.....23.88 ea

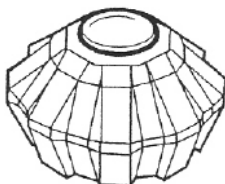
PFISTER 1/4 TURN CARTRIDGE

* Specify Hot
OR Cold



Hot PP910-031
Part # 46-008.....8.98 ea
Cold PP910-032
Part # 46-009.....8.98 ea

for PFISTER AVANTE SERIES



Tub/Shower/Lavatory
Long Broach
Part # 45-021.....8.98 ea

PFISTER AVANTE CARTRIDGE



Tub/Shower/Lavatory/Kitchen
PP974-292
Part # 46-004.....29.98 ea

PFISTER CERAMIC CARTRIDGE



Tub/Shower
PP974-042
Part # 46-001.....49.71 ea